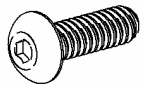


## 4-CELL 540r CONVERSION KIT DETAILED PARTS LIST



4-40 3/8" Black Steel Button Head Screws x 8



4-40 1/4" Stainless Steel Phillips Head Screws x 15



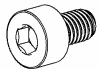
4-40 Stainless Steel Nylon-Insert Lock Nut x 3



.169 x .302 Steel Body Post Washer x 4



White Nylon Standoff Spacer x 6



M3.0 x 5mm Black Steel Motor Screw x 2



2-56 x 1/4" Phillips Head Flush Mount Motor Plate Screws x 2



M2 x 5.0mm Pan Head Motor Plate Screws x 2




M2 x 1mm White Nylon Washer for Left Inner Wheel Drum



1/16" Hex L Key for Button Head Screws

M2.5 Hex L Key for Motor Screws



1/16" x 1/2" x 12" Foam Rubber



1.5" x 0.25" Aluminum Standoff for Rear Deck x 2



1.25" x 0.25" Aluminum Standoff for Rear VCS Shock Mount x 1



0.75" x 0.25" Aluminum Standoff for Battery Braces x 4



0.50" x 0.25" Aluminum Standoff for Upper Deck to Rear Deck x 2



0.250 x 0.115 Aluminum Spacer for Rear Wheel and Upper Shock x 2



Front Shock Pre-Load O-rings & Body Post Securing O-rings x 6